


Father's Day Coaster

You Will Need:


- air drying clay
- a bowl of water
- round shape cutter
- small dark rocks
- small coloured rocks
- tissues




Instructions:



1 Press down and flatten your piece of clay until it is at least 1cm thick.



2 Using your round cutter, push down on the clay and cut out a circle shape.



3 Smooth the surface using a very small amount of water. Use a tissue to soak up any excess water. Wash and dry your hands.



4 Form the letters for the word 'DAD' using the darker coloured rocks.



5 Wipe off any clay on the rocks with a wet tissue.



6 Decorate around the word 'DAD' using the colourful rocks.

Suggestion: You may like to add the 'You Rock, Dad!' gift tag as a finishing touch.