


**SPELD SA Phonic Books Set 4**

# A Cat Laps



**Text by Angela Weeks  
Illustrations by Graham Lunn**

# A Cat Laps (51 words)

**How to get the most from this book**

**Before starting**

**1. Revise the letter sounds in the book**

s, a, t, i, p, n  
c, k, ck, e, h, r, m, d  
g, o, u, l, f, b  
ai, j, oa, ie, ee, or

**2. Practise blending the sounds in unfamiliar words in the text**

- Teach the student to blend letter sounds in regular words, eg, 'j-u-g' is 'jug'
- Say the sounds quickly to hear the word
- Say the first sound in the word louder - it makes the word easier to hear

**3. Teach the special words in the text by telling the student what they say and provide practice through matching games and Snap**


a

**4. After the reader has read the text, or the relevant page, ask them one or more of the following questions:**


1. What are some of the words used in the book for different ways of drinking?
2. What do these words mean: lap, gulp, sip? Show me how to lap, gulp, sip!
3. Why do you think dogs lick people's hands?
4. On the last two pages of the text, which words can go into the space and make sense. There is more than one word that fits.
5. How do babies drink? Babies ...
6. When do people use the word, 'madam'?

**Why this approach?**


In order to read a book successfully on their own, students need to be taught how to blend the sounds of the words in the book, and remember the irregularly spelt words, before they are asked to read it. Without this preparation, they may find reading difficult and become discouraged. The questions aim to increase vocabulary and encourage the student to relate the text to their own knowledge, feelings and experiences, so that reading is meaningful.



A cat laps.



**A cat laps milk.**



**A dog licks a hand.**



**A pig gulps from  
a dam.**




A man drinks from  
a jug.





And madam sips  
from a cup.



lick  
gulp  
lap  
drink  
sip

A cat can ... milk.

cat  
dog  
pig  
man



A ... can gulp from  
a dam.



SPELD(SA) Phonic Books follow the sequence of letter sounds used in the Jolly Phonics early literacy program  
[www.jollylearning.co.uk](http://www.jollylearning.co.uk)

**Set 1 s, a, t, i, p, n**

**Set 2 c, k, ck, e, h, r, m, d**

**Set 3 g, o, u, l, f, b**

**Set 4 ai, j, oa, ie, ee, or**

**Set 5 z, w, ng, v, oo**

**Set 6 y, x, ch, sh, th**

**Set 7 qu, ou, oi, ue, er, ar**

**Set 8 y /ee/; a-e, e-e, i-e, o-e, u-e**

**Set 9 ay;oy;y/ie/sound;y/i/;ea,igh**

**Set 10 ow/oa/;ow/ou/;ir;ur;ew;au;aw;al**

See [www.speld-sa.org.au](http://www.speld-sa.org.au) for additional games to support SPELD SA Phonic Books

Reproduction of this material, with appropriate acknowledgement, for non-commercial or private purposes is permitted.

Compiled by Sandy Russo, 2013