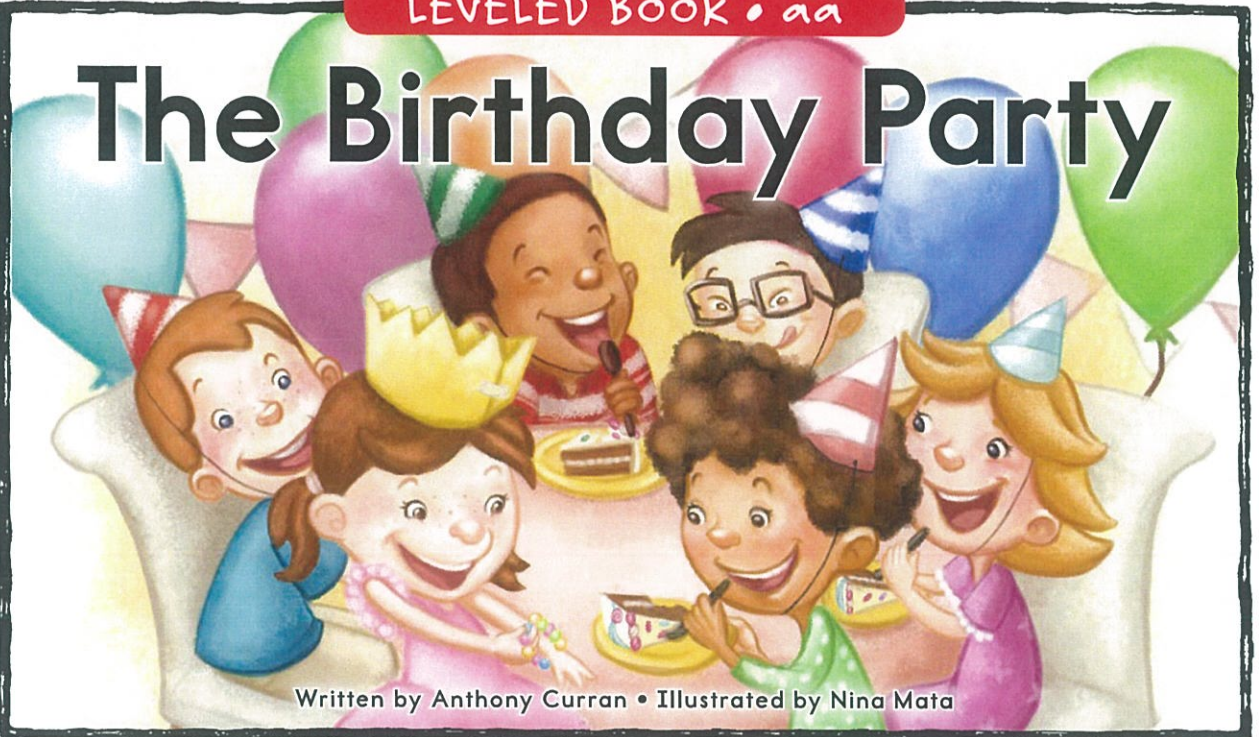


LEVELED BOOK • aa

The Birthday Party



Written by Anthony Curran • Illustrated by Nina Mata

www.readinga-z.com

The Birthday Party

A Reading A-Z Level aa Leveled Book • Word Count: 17

Connections

Writing and Art

What is your favorite part of a birthday party? Draw a picture and label it.

Social Studies

How would you like to celebrate your birthday? Why? Share your answer with a friend.

Reading A-Z

Visit www.readinga-z.com for thousands of books and materials.

The Birthday Party



Written by Anthony Curran

Illustrated by Nina Mata

www.readinga-z.com

Focus Question

What can you see at a birthday party?

Correlation	
LEVEL aa	Fountas & Pinnell
A	Reading Recovery
1	DRA
A-1	

The Birthday Party
 Level aa Leveled Book
 © Learning A-Z
 Written by Anthony Curran
 Illustrated by Nina Mata
 All rights reserved.
www.readinga-z.com

Words to Know

birthday
 balloons
 candles
 gifts
 guests
 singing



The guests.

The Birthday Party • Level aa

3

h

The balloons.





The hats.

The Birthday Party • Level aa

5

6

The gifts.





The cake.

The Birthday Party • Level aa

7

The singing.

8





The candles.

The Birthday Party • Level aa

9

10

The birthday party.



Vocabulary practise. Cut to make flashcards.



birthday



balloons



guests



candles



singing






gifts

Name _____




Gg






Instructions: Name the pictures with students. Have students write the letter *Gg* on the line if the word begins with the /g/ sound.


Cut out the pictures on this page and match them to the pictures on the following page



birthday



balloons



candles



gifts




guests




singing






birthday



balloons



candles



gifts




guests



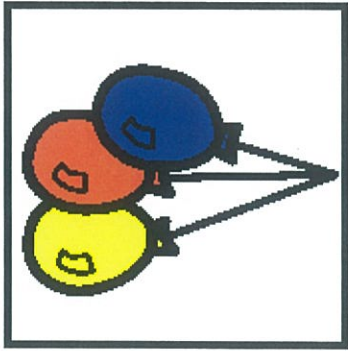


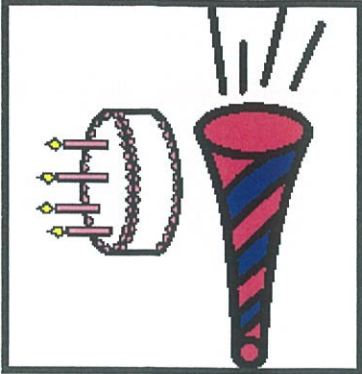


singing



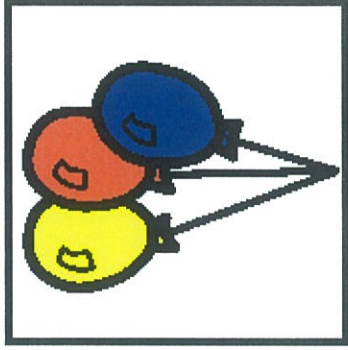
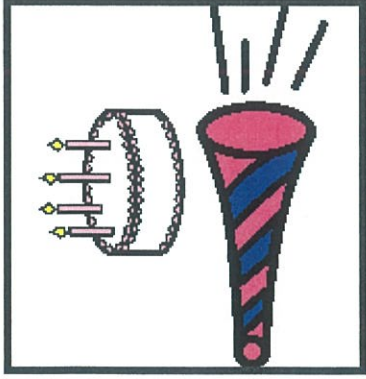





Cut out and match the correct pictures.

<p>singing</p>		<p>candles</p>	
<p>balloons</p>		<p>guests</p>	
<p>gifts</p>		<p>birthday</p>	

The Birthday Party



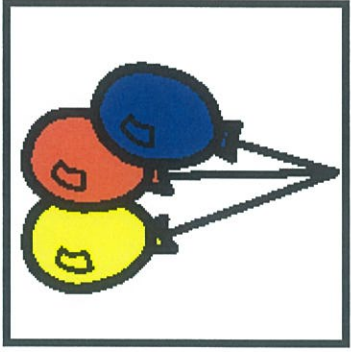
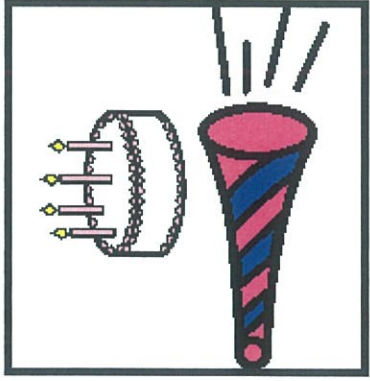







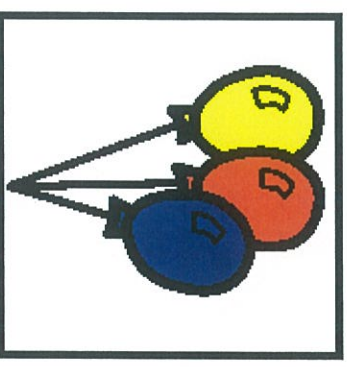

Cut and paste the pictures to the correct story words.

singing	candles		
balloons	guests		
gifts	birthday		

The Birthday Party




Cut and paste the words to the correct story pictures.





The Birthday Party

singing	candles
balloons	guests
gifts	birthday

The Birthday Party

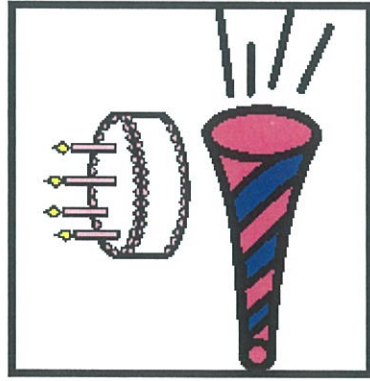


Written by Anthony Curran • Illustrated by Nina Mata





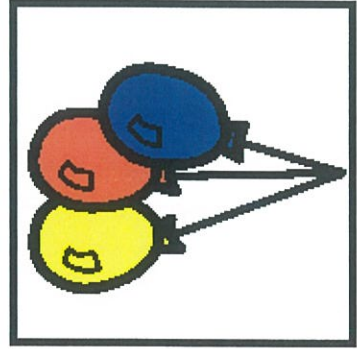
Draw a line from the pictures and match to the correct words.




gifts






balloons



birthday



Draw a line from the pictures and match to the correct words.



candles

guests

singing

The Birthday Party

j d z l r
g i f t s
y p d w k
x h a t s
p a r t y

gifts

party

hats

The Birthday Party


l d r h j a m f k o
b c b e t t m r b g
s a a q m d x c p i
i n l g u e s t s f
n d l c y r h t p t
g l o w x c r b q s
i e o l f o i s t n
n s n d h x u z h t
g c s l h t j d u p
s w b i r t h d a y

balloons
singing

birthday
gifts

candles

guests



Name: _____

Date: _____

The Birthday Party

the the

balloons balloons

birthday birthday

candles candles

gifts gifts

guests guests

singing singing

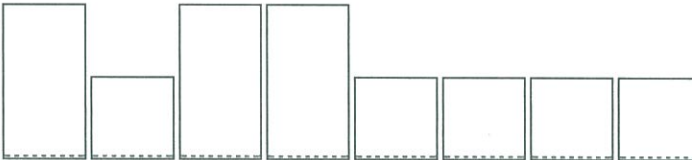


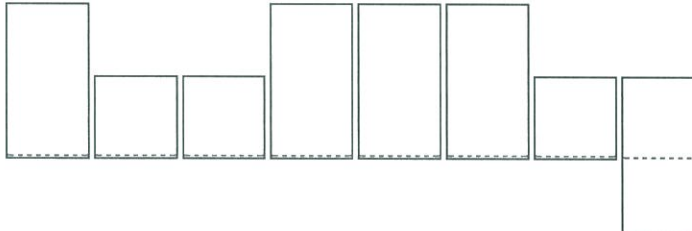
Name: _____

Date: _____

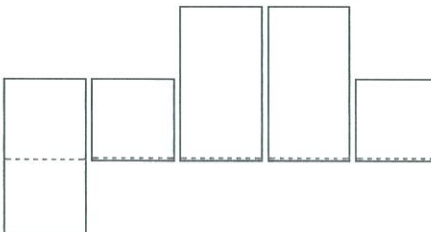
The Birthday Party

1. the 

2. balloons 

3. birthday 

4. candles 

5. gifts 

6. guests 

7. singing

The Birthday Party

Wordless Book Sentences.

Cut and paste sentences to the correct page in the wordless book. Book provided.

The guests.

The gifts.

The balloons.

The guests.

The singing.

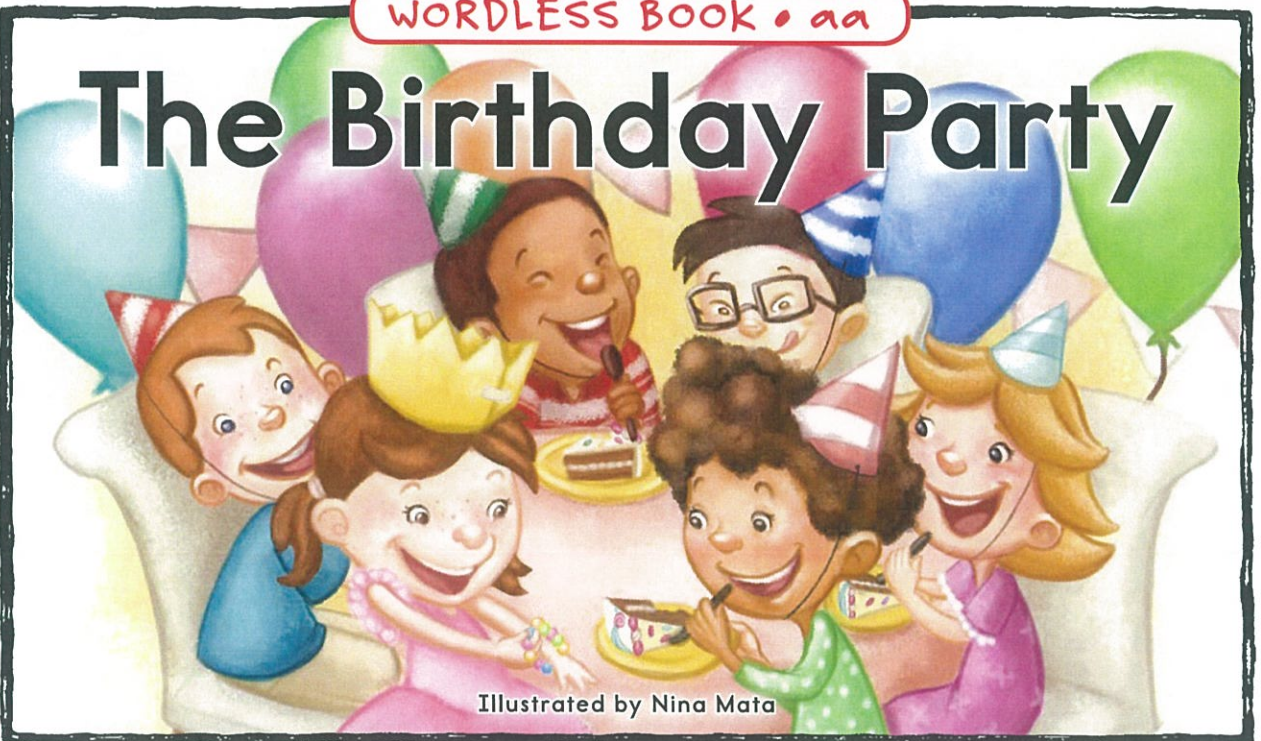
The cake.

The hats.

The candles.

WORDLESS BOOK • aa

The Birthday Party



www.readinga-z.com

The Birthday Party

A Reading A-Z Level aa Wordless Book

Connections

Writing and Art

What is your favorite part of a birthday party? Draw a picture and label it.

Social Studies


How would you like to celebrate your birthday? Why? Share your answer with a friend.

Reading A-Z

Visit www.readinga-z.com for thousands of books and materials.



The Birthday Party • Level aa





The Birthday Party • Level aa

5

9





The Birthday Party • Level aa

7

8





The Birthday Party • Level aa

9

10

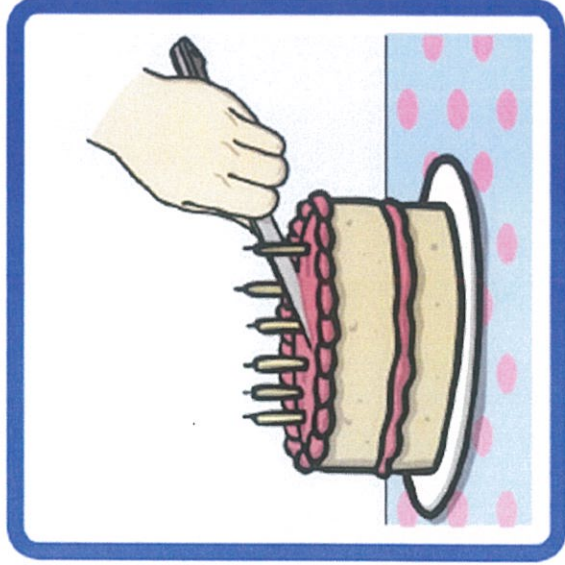


Cut out the pictures below and glue in the correct sequence.


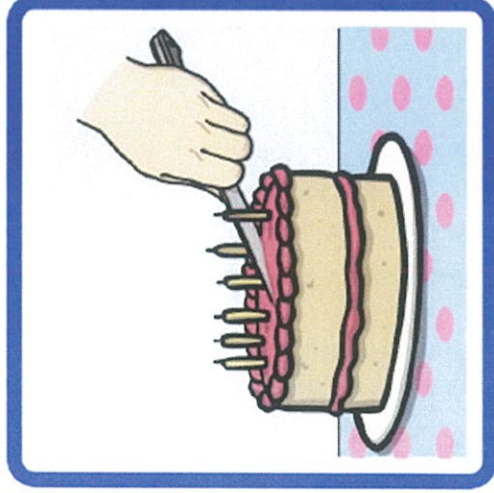



first

next

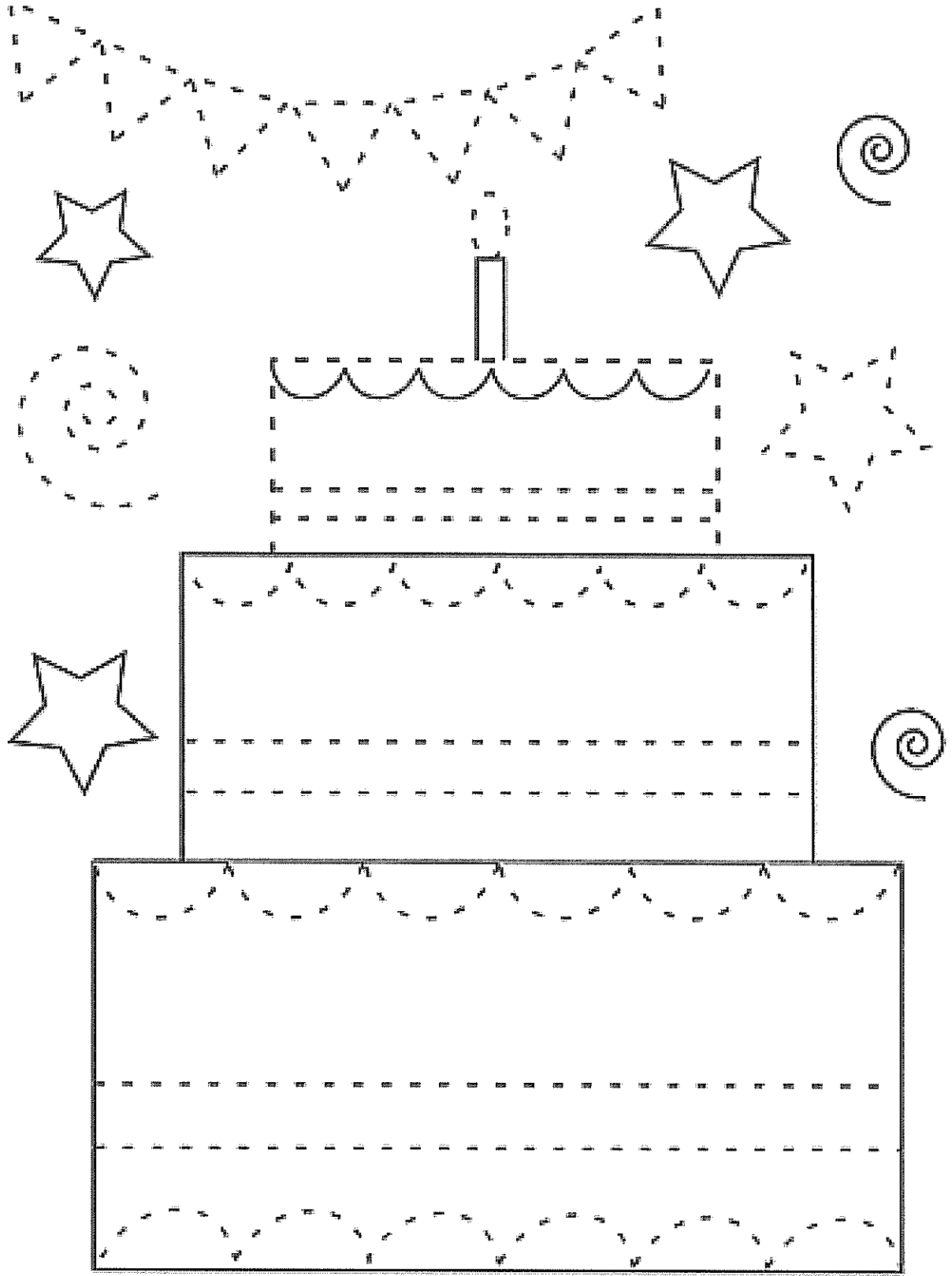
last




Extension: Cut out the pictures below and arrange in the correct order.



Trace the birthday cake.




Colour in the birthday cake. Then cut out the









Number Formation

Can you trace the numbers?







Roll the dice and match the pictures and words

BIRTHDAY



How many are there?



1	2	3	4	5
6	7	8	9	10



Exercise Numbers

EXPLAIN - It is important that we exercise our bodies. Which means we take time to move our bodies, like running, playing, climbing and jumping.
HELP - Color and cut out pieces.
- Put both sets of cards face down in two separate piles.
CHILD - Draw an exercise card and a number card. Do the exercise the number of times on the card.

1 One

2 Two

3 Three

4 Four

5 Five

6 Six

7 Seven

8 Eight

9 Nine

10 Ten

Jumping Jacks

Push Ups

Sit Ups

Bunny Hops

Jump High

Stomp Feet

Clap Hands

Spin Around

Touch Toes


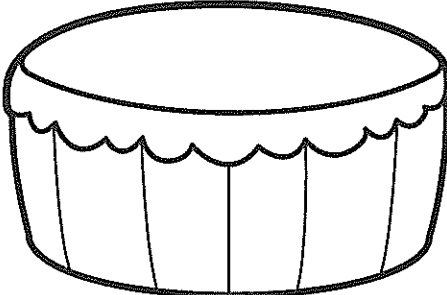


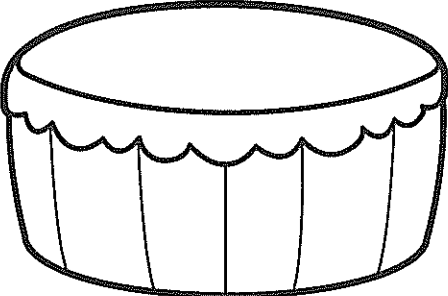
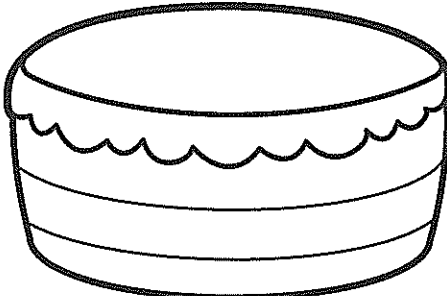
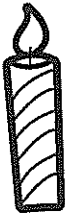

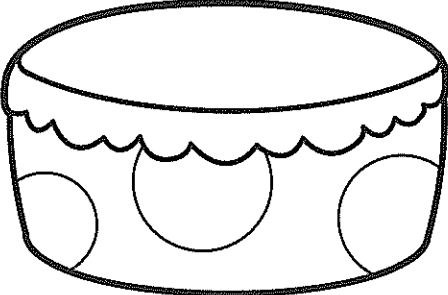
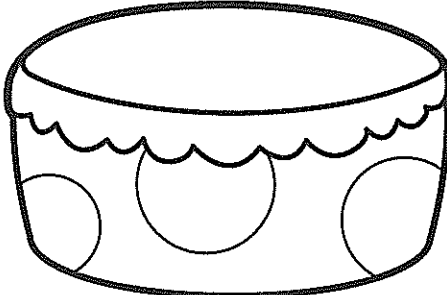


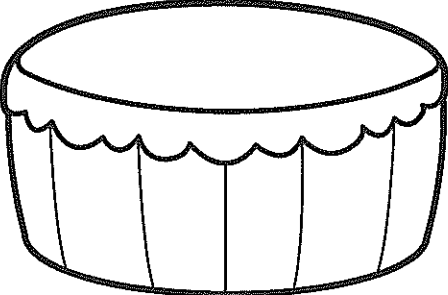
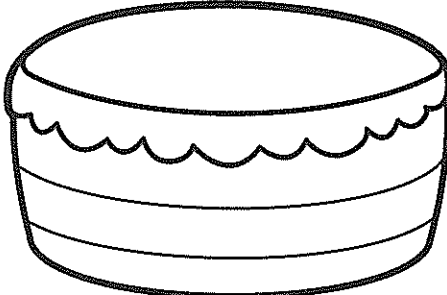
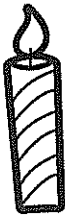

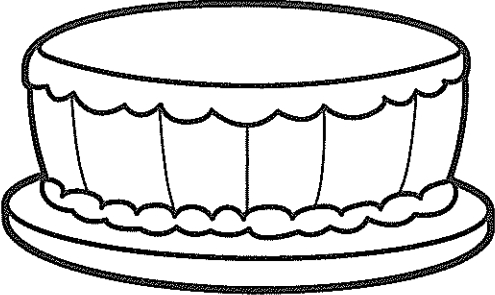
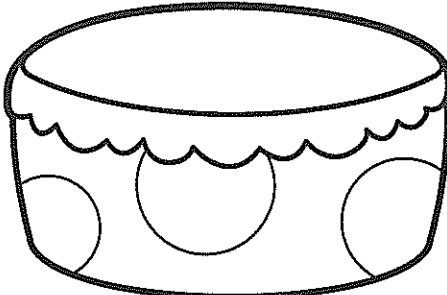


Kick Leg

Copyright Homemade-Preschool.com

Birthday Cake Counting

HELP - Color and cut out pieces.

CHILD - Place a number candle on the square, on the party piece.
- Make a cake that matches that number.

		9 	10 
		7 	8 
		5 	6 
		3 	4 
		1 	2 

Activity Ideas

Cut out the pictures on the following pages and use them to design your own birthday card.

Then practise wrapping up some old toys with newspaper and sticky tape.

Wrapping and unwrapping small toys or even blocks in foil is great fine motor practise and lots of fun!



If you have the ingredients consider making some cup cakes or icing some Arrowroot biscuits for your child to decorate. You could have a pretend party for a favourite toy!

Blow up some balloons for the party and have your child ask for “more” to make them bigger and “stop” when they are big enough. (EN3-1A)




Use a texta to draw faces on some balloons, or sticky tape on some eyes, nose and a mouth.

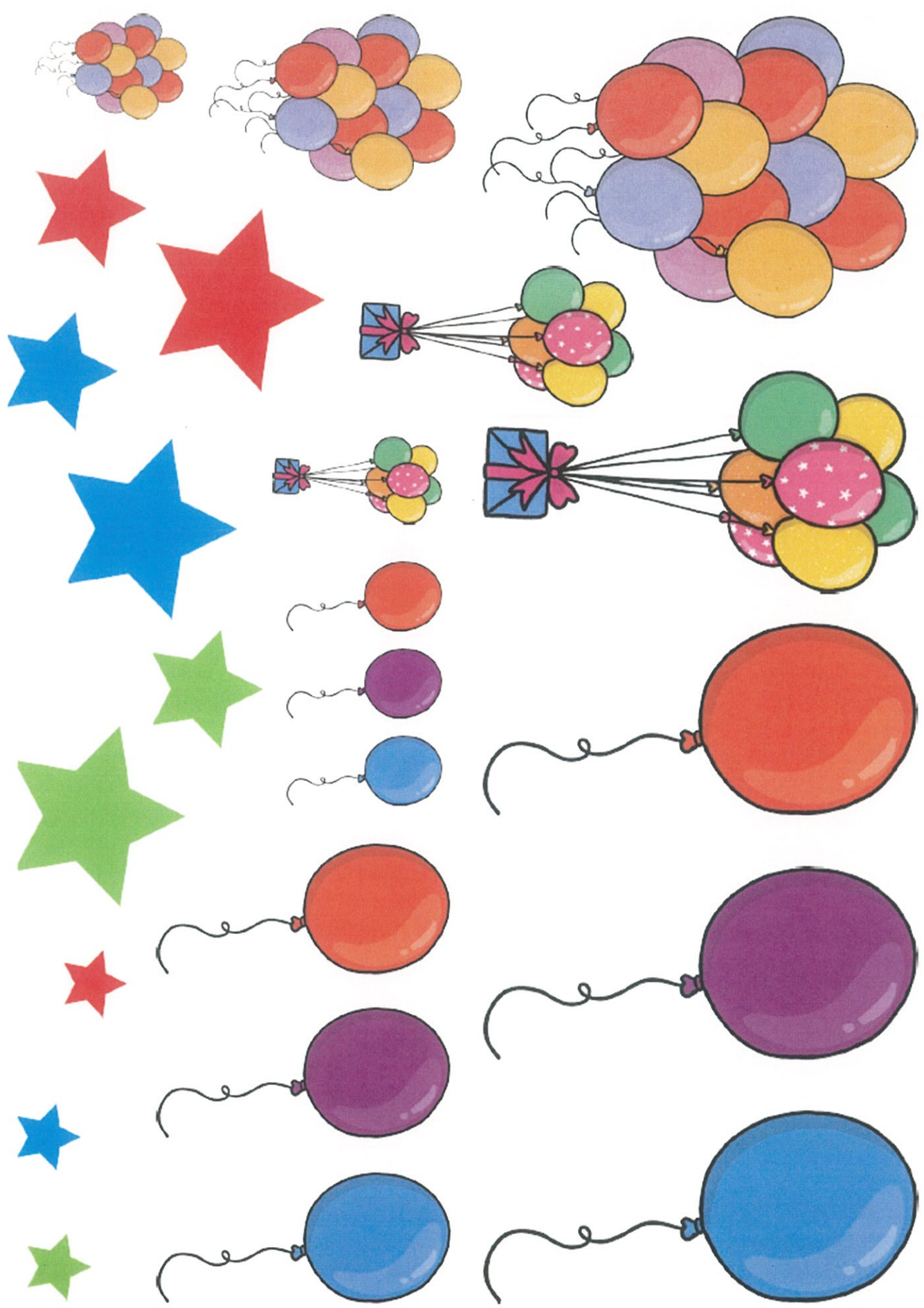
Popcorn, cheese and bacon balls or chips can be served as a fun party food. Practise empty and full concepts by encouraging them to help fill paper bowls for the party, Use the visuals in the following pages to reinforce the language concepts.


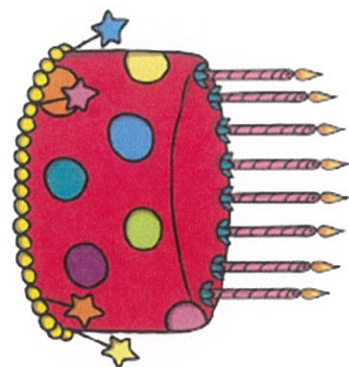
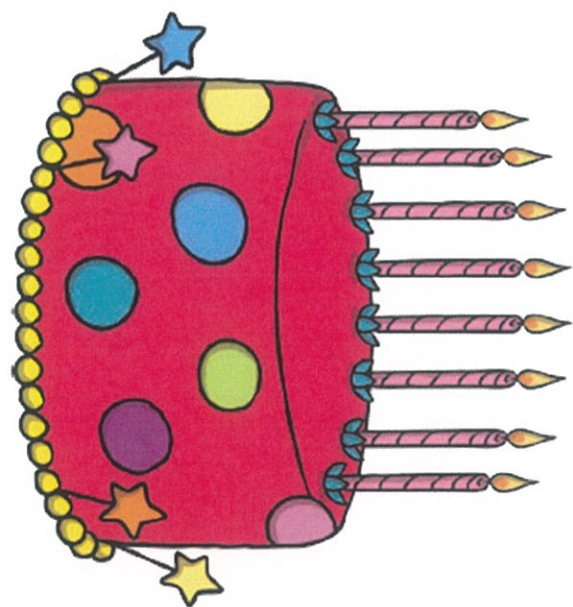
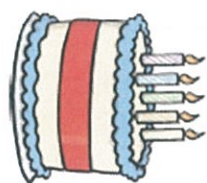
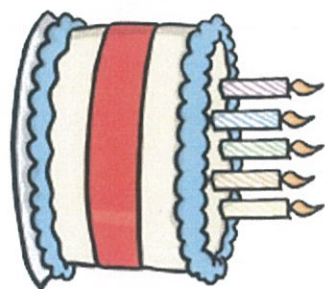
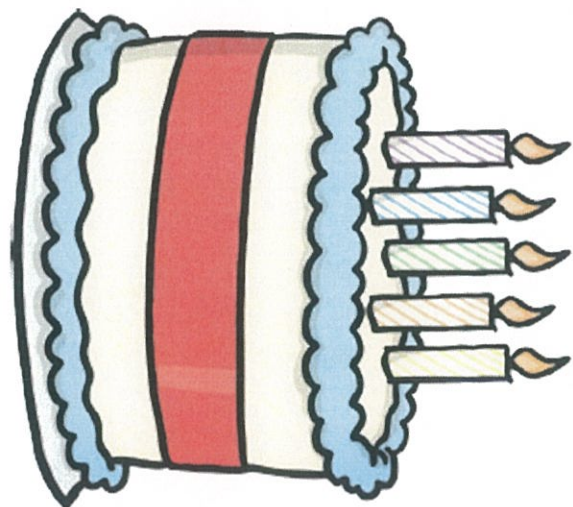
Plan a Party online game at <https://education.abc.net.au/home#!/media/31842/make-it-happen-plan-a-party>

Happy
Birthday!

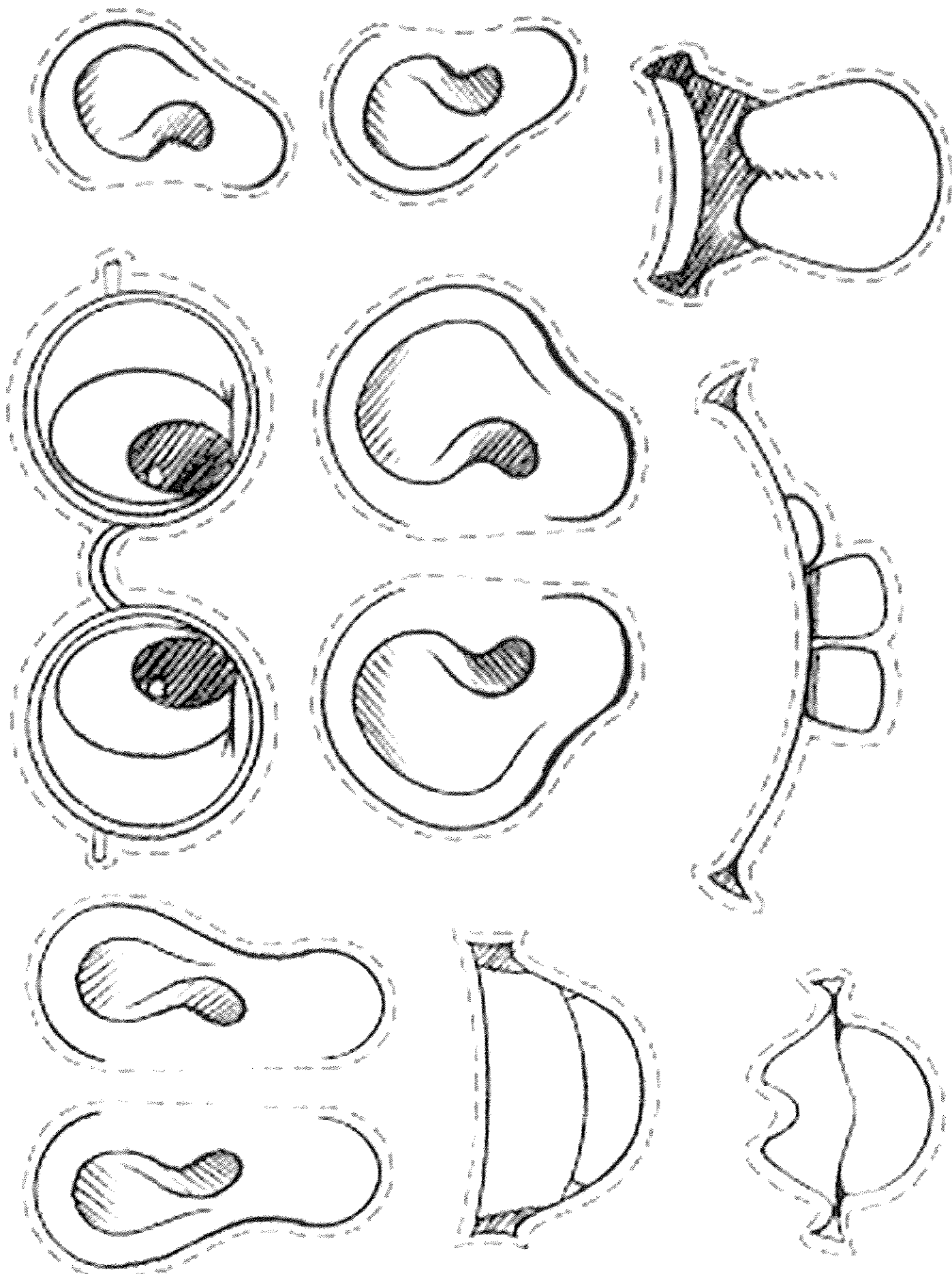
Happy Birthday

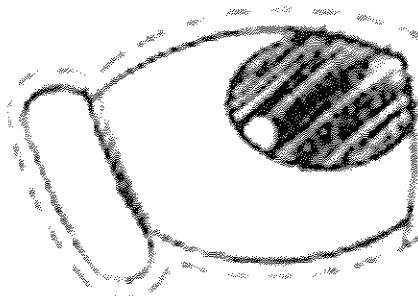
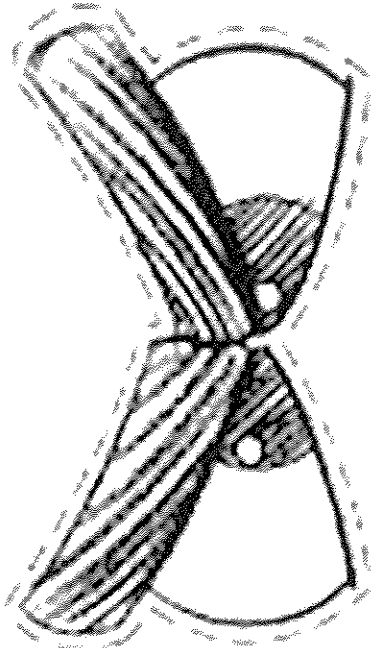
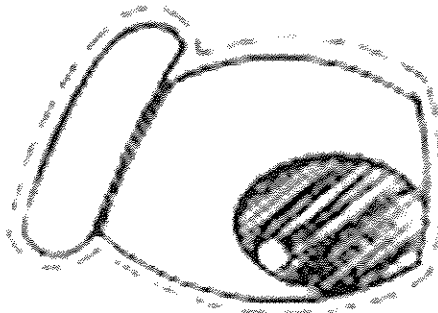
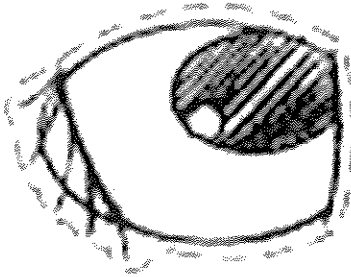
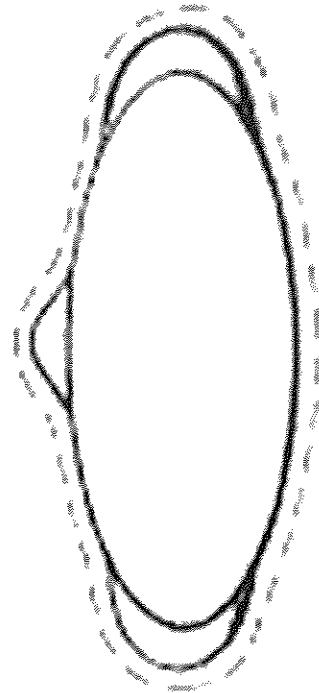
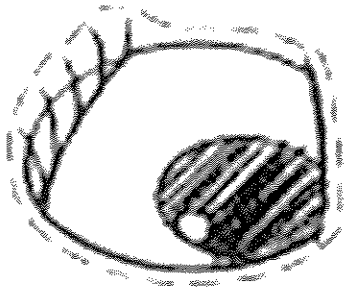
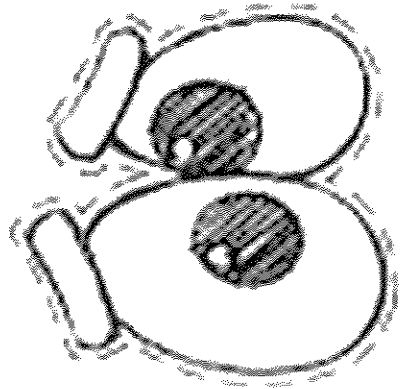
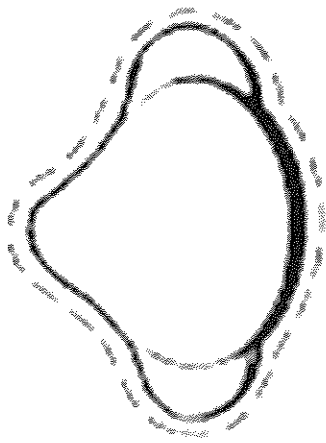






Cut out and have your child sticky tape them onto a balloon to make a face







full



empty